

Sealed Lead Acid Rechargeable Battery

SN40-12 12Volt 40Ah

Specifications

Nominal Voltage(V) 12V

Nominal Capacity

20 hour rate (2A to 10.50V)	40Ah
10 hour rate (3.8A to 10.50V)	38Ah
5 hour rate (6.8A to 10.20V)	34Ah
1 C (40A to 9.60V)	22.67Ah
3 C (120A to 9.60V)	16Ah

Weight Approx. 13.4Kg(29.5Lbs.)

Internal Resistance (at 1KHz) Approx. 7.5mΩ

Maximum Discharge Current for

5 seconds: 480A

Charging Methods at 25 °C (77 °F)

Cycle use:

Charging Voltage 14.4 to 15V
Coefficient -5.0mV/°C/cell
Maximum Charging Current: 12A

Standby use:

Float Charging Voltage 13.5 to 13.8V
Coefficient -3.0mV/°C/cell

Operating Temperature Range

Charge -15°C (5°F) to 40°C (104 °F)
Discharge -15°C (5°F) to 50°C (122 °F)
Storage -15°C (5°F) to 40°C (104 °F)

Charge Retention (shelf life) at 20°C(68°F)

1 month 92%
3 month 90%
6 month 80%

Case Material ABS UL94 HB

Option: Flammability resistance of (UL94 V-0)

Terminal F8

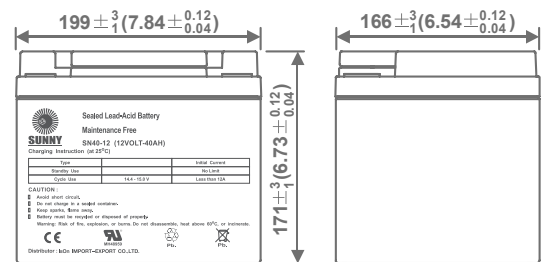
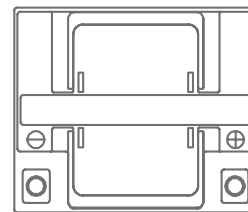
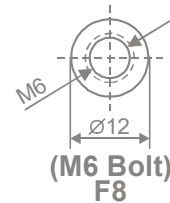
Description of torque value of hard ware for the terminals:

Recommended torque value M6: 7 N-m (71kgf-cm)
Maximum allowable torque value M6: 9 N-m (92kgf-cm)

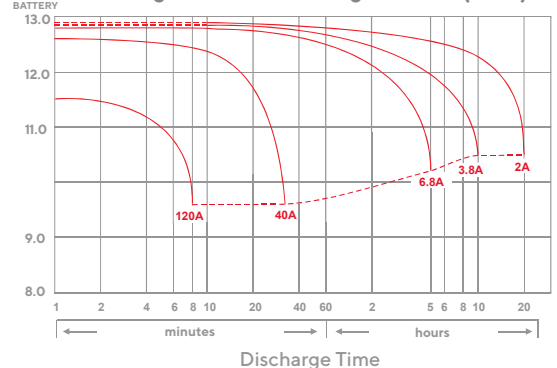


Dimensions

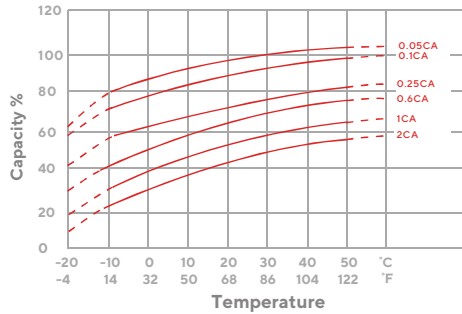
mm(inch)



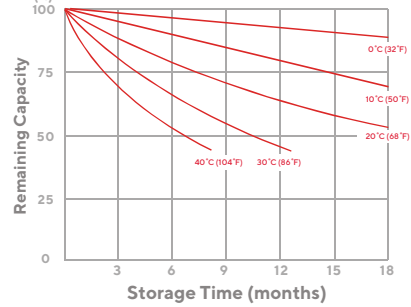
(v) FOR 12V BATTERY Discharge Time VS. Discharge Current (25 °C)



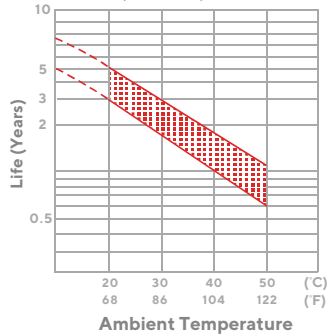
Effect of Temperature on Capacity 25°C(77°F)



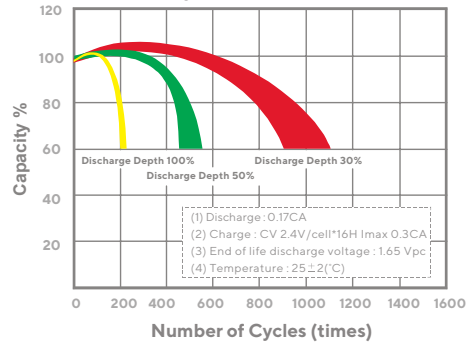
Capacity Retention Characteristic



Trickle (or float) Service Life



Cycle Service Life



PERFORMANCE DATA

- Discharge Rates in Watts to Various End Voltages at 25°C(77°F)

Time	End Voltage	1.85V	1.80V	1.75V	1.70V	1.67V	1.65V	1.60V
6	min	249	266	281	290	293	295	299
8	min	205	218	231	237	239	241	244
10	min	178	189	198	204	205	207	209
15	min	135	142	149	152	153	154	156
20	min	112	118	123	125	126	127	128
30	min	84.8	88.6	91.8	93.5	94.2	94.6	95.5
60	min	62.9	65.3	66.6	67.1	67.3	67.6	67.9
90	min	43.5	45.2	46.0	46.3	46.5	46.7	46.9
120	min	33.5	34.8	35.4	35.6	35.8	35.9	36.1
180	min	23.3	24.1	24.5	24.7	24.7	24.8	24.9
240	min	18.0	18.6	18.9	19.0	19.1	19.1	19.2
300	min	14.6	15.2	15.4	15.5	15.5	15.6	15.7
480	min	9.56	9.88	10.0	10.1	10.1	10.1	10.2
600	min	6.93	7.15	7.35	7.55	7.63	7.73	7.87
1200	min	3.55	3.75	3.93	4.08	4.15	4.23	4.35

- Discharge Rates in Amperes to Various End Voltages at 25°C(77°F)

Time	End Voltage	1.85V	1.80V	1.75V	1.70V	1.67V	1.65V	1.60V
6	min	141	150	159	164	166	167	169
8	min	114	121	128	132	133	134	135
10	min	97.0	103	108	111	112	113	114
15	min	72.1	76.1	79.6	81.4	82.2	82.6	83.5
20	min	58.5	61.4	64.0	65.4	65.9	66.2	66.9
30	min	43.5	45.5	47.1	48.0	48.3	48.5	49.0
60	min	31.7	32.9	33.6	33.8	33.9	34.1	34.2
90	min	21.9	22.7	23.1	23.3	23.4	23.5	23.6
120	min	16.8	17.5	17.8	17.9	18.0	18.0	18.1
180	min	11.6	12.0	12.2	12.3	12.4	12.4	12.5
240	min	8.94	9.25	9.40	9.47	9.50	9.53	9.57
300	min	7.29	7.54	7.66	7.72	7.74	7.77	7.80
480	min	4.75	4.91	4.98	5.01	5.03	5.04	5.06
600	min	3.92	4.04	4.10	4.13	4.14	4.15	4.17
1200	min	2.08	2.14	2.17	2.19	2.19	2.20	2.20

All data on the spec. sheet is an average value:

The tolerance range : $X < 6\text{min}$ (+15%~-15%), $6\text{min} \leq X < 10\text{min}$ (+12%~-12%), $10\text{min} \leq X < 60\text{min}$ (+8%~-8%), $\geq X > 60\text{min}$ (+5%~-5%)