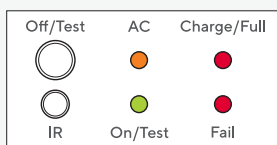




Technical Specifications

Mode of Operation	Maintained
Operation Temperature	10 to 50°C
Input Voltage	220 - 240 VAC / 50Hz
LED Lamp Power	10W
Color Temperature	6500K - 7000K
Battery Type / Capacity	Lithium Iron Phosphate (LiFePO4) 3.2V-2000mAh
Protection Features	- AC, DC Fuse - Battery Low Voltage Cut-Off - Surge Protection
Testing Systems	- Auto Check - Auto Test - Manual Test or Remote Test
Charging Method	3 Steps Charger System
Charging Period	10-15 Hrs
Backup Time	3.0 Hrs
Housing	Electro-Galvanized steel sheet 1.0mm. thick with epoxy powder coating
Dimensions (L x W x H)	396 x 60 x 185 mm
Weight	1.62 Kg / Single sided 1.62 Kg / Double sided
Degree of Protection	IP20
Mounting	Flag mounted (Type F)
Viewing Distance	24 M (Pictogram Height 10 CM)
Accessory	Infrared Remote Control (RT-S4)
Standards / Compliance	- TIS.902 Part2(22)-2560 - TIS.1955-2551 - ISO9001 - CE - MIT

Indicators



- Switch Off/Test** ▶ Press to turn off the lamp and the system of the unit (while the power is off or the unit is not plugged in) / Press to test the device's availability (during normal circumstance and the unit is plugged in)
- LED AC** ▶ Indicates that the unit is receiving a power supply
- LED Charge/Full** ▶ Indicates that the unit's battery is charging / Indicates if the unit is performing a self-test using remote control 120-minute
- IR** ▶ Infrared signal receiver
- LED On/Test** ▶ Indicates that the unit is receiving a power / Indicates if the unit is performing a self-test / Indicates if the unit is performing a self-test using remote control 30-minute or 60-minute
- LED Fail** ▶ Indicates there is a problem with the battery

Product Overview

Emergency Exit Sign Light EXS6-10LED (F) (Single sided/Double sided) is designed for flag-mounted side installation. It has an ECO mode energy saving function that reduces electricity usage by around 50% during standby mode and backup mode, while still maintaining illumination levels according to Thai Industrial Standards Institute and Engineering Institute of Thailand standards. It uses milky white plastic sheets with light diffusion properties across the entire sheet after extended usage, along with lens technology to distribute light and control the direction of the LED chips, ensuring even and consistent brightness across the entire panel, in compliance with TIS 2430-2552 and EIT 021004-22 standards. The housing is made with 1 mm. thick Electro-Galvanized steel sheets coated with Epoxy powder and stove enameled to help protect from any possible rust.

Features

Bulb

- Highly efficient and super bright 10 Watts LEDs provides maximum brightness while saving on power consumption. It also offers long operational life of more than 50,000 hours.

Battery

- Use Lithium Iron Phosphate (LiFePO4) 3.2V-2000mAh, backup power for 3 hours. It has the advantages of light weight, long service life and high power. It also causes less pollution.

Functions

- Auto Check for key components abnormalities such as the battery, bulbs, fuses, lighting circuits, and battery charging system (patent number 21778)
- Auto Test schedule: 1 month every 60 seconds, 1 year every 120 minutes (according to standard EIT.021004-22), activate and deactivate functions with a remote control.
- The operation can be tested manually (Manual Test).
- A 30-minute, 60-minute or 120-minute self-test can be performed on the unit using the remote.
- ECO Mode, an energy-saving system that helps reduce power consumption by approximately 50% during standby and backup, while maintaining sign luminosity levels in accordance with TIS and EIT standards.

Circuit Systems

- Controlled by an 8-bit microcontroller circuit.

Protection Features

- AC and DC fuse to prevent current overload.
- Surge Protection.
- IP20 dust and water resistant.

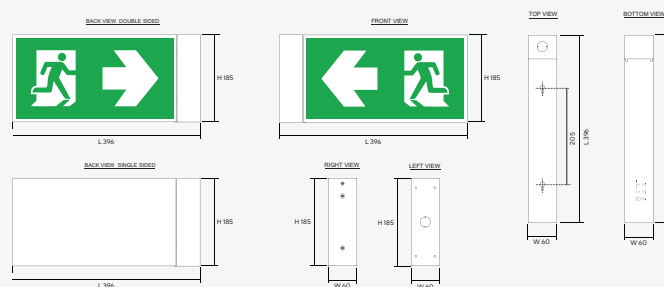
Features to Extend Battery Life

- An innovative 3 Steps Charger System.
- A Low Voltage Cut-Off to prevent the battery from draining completely.

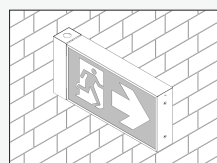
Warning Systems

- An LED will blink 3 times every 15 seconds to indicate that the system performs an automatic battery test (Auto Test) and detects that the backup lighting emergency duration is less than 120 minutes (Battery Fail).
- An LED will blink 4 times every 15 seconds to indicate that there is a problem charging the battery (Charging Fail).
- An LED will blink 5 times every 15 seconds to indicate that an abnormality in the lighting system (Lighting Fail)

Dimensions (mm)



Installation



Flag mounted (Type F)
(installation without accessories)

